



# Contents

---

<b>Trial purpose and Parameters</b>	<b>2</b>
<b>Preliminary Headline Results</b>	<b>3</b>
<b>Visitor Analysis</b>	<b>4</b>
<b>Recycling and Tonnage Impact Analysis</b>	<b>7</b>
<b>Conclusion and Recommendations</b>	<b>8</b>
<b>Financial implications</b>	<b>9</b>

## 1. Trial purpose and Parameters



### Purpose

The Padworth opening hours trial has been set for 6 months period, started on the 1st April 2019 and concluding on 30th September 2019. Prior to the trial the opening hours at Padworth HWRC were 12.00am to 18.00pm from Monday to Friday and 08.00am to 18.00pm on Saturday / Sunday (plus bank holidays). To add to these restrictions the site only received recyclables and no general waste until July 2018.

The trial's ultimate purpose is to investigate if this asset is can be utilized to the benefit of the West Berkshire Council and its residents.

### Parameters of trial

1. Provision of general waste disposal on site, black bag and bulky waste available.
2. New Opening hours 08.00am until 18.00pm, 7 days a week, at WBC request.
3. Provision of full time site chargehand on site. New work pattern to complement the highest volume periods.
4. Full time provision of 3 operatives to work under the new site chargehand.
5. Additional external collections for waste streams to reflect increased usage.
6. Additional signage and road markings planned for extra traffic movement control.

## 2. Preliminary Headline Results

All figures based on comparison from April-Sept 2018 and April-Sept 2019 unless otherwise specified

### Total Usage

Total HWRC visits **increased by 7.28%**. Total visits to Padworth HWRC **+30987**, total visits to Newtown Road HWRC **-18881**

Total Padworth visits - **Increased 170%**

Total Newtown visits - **Decreased 12.75%**

### Visits in extended opening times

Padworth - 1596 overall visits pre 9am

Newtown Rd - 3242 visits pre 9am - **42% reduction on 2017**

Overall a **17.99% reduction** in usage before 9am since 2017. Only **3%** of all visits to both facilities were before 9am

**5.95% reduction** in traffic after 18.00pm at Newtown Road compared to 2017

Table 2.1 - Comparison between Report 1 / Report 2 and Report 3

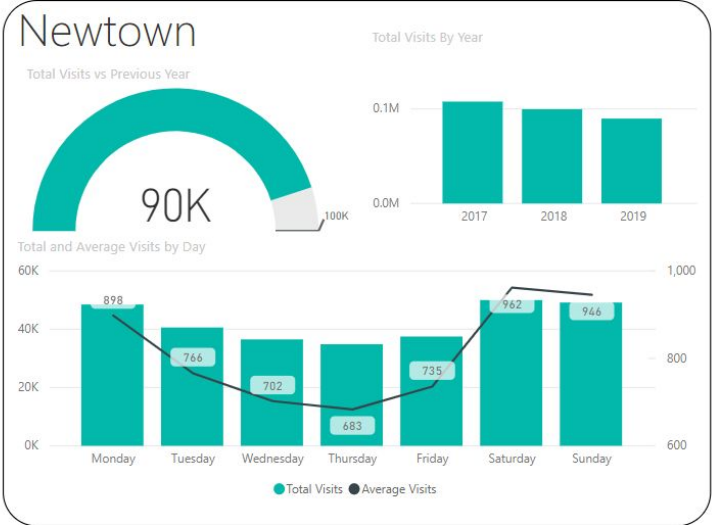
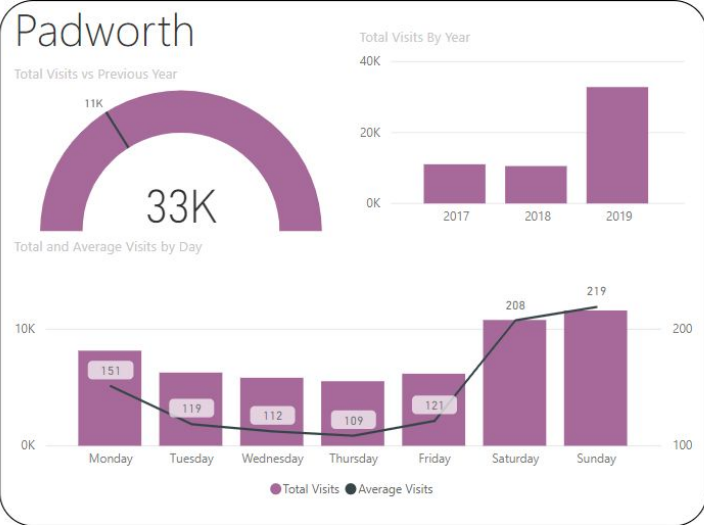
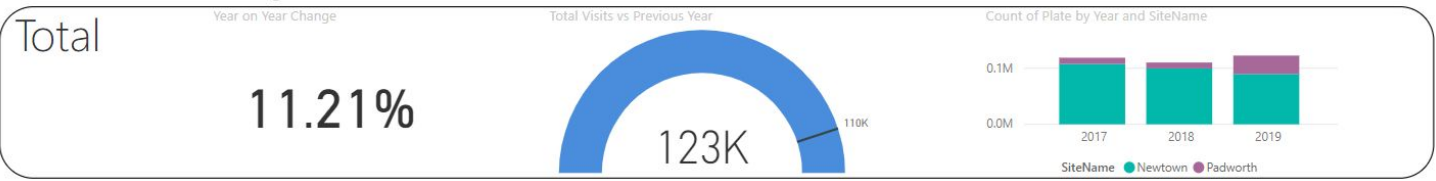
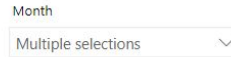
	2 Months (Report 1)	4 Months	6 Months (This Report)
Total HWRC visits	+11% (vs 2018)	+11% (vs 2018)	+7.28% (vs 2018)
Total Padworth visits	+241% (vs 2018)	+211% (vs 2018)	+170% (vs 2018)
Total Newtown visits	-11% (vs 2018)	-10% (vs 2018)	-12.75% (vs 2018)
Padworth - Visits Pre 9am - Cumulative	522	1072	1596
Newtown - Visits Pre 9am - Cumulative	1167	2441	3242
Trend of Visits Pre 9am	-25% (vs 2017)	-16% (vs 2017)	-17.99% (vs 2017)
Trend of Visits Post 6pm	-6% (vs 2017)	-4% (vs 2017)	-5.95% (vs 2017)

Note: Report 3 is a cumulative report that encompasses data used in Report's 1 and 2.



### 3. Visitor Analysis

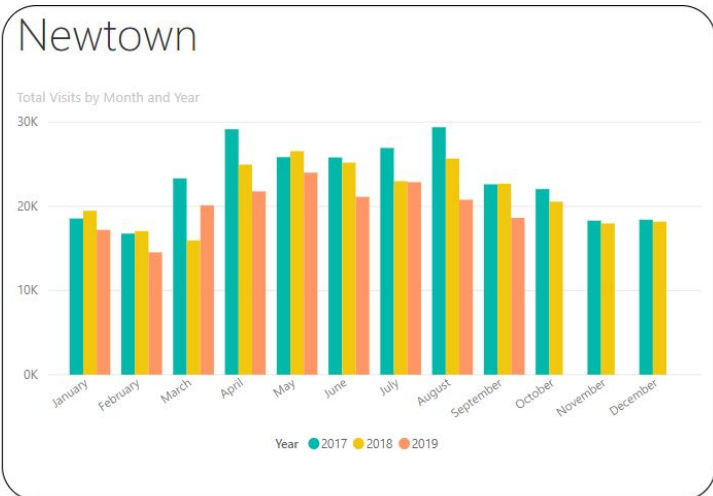
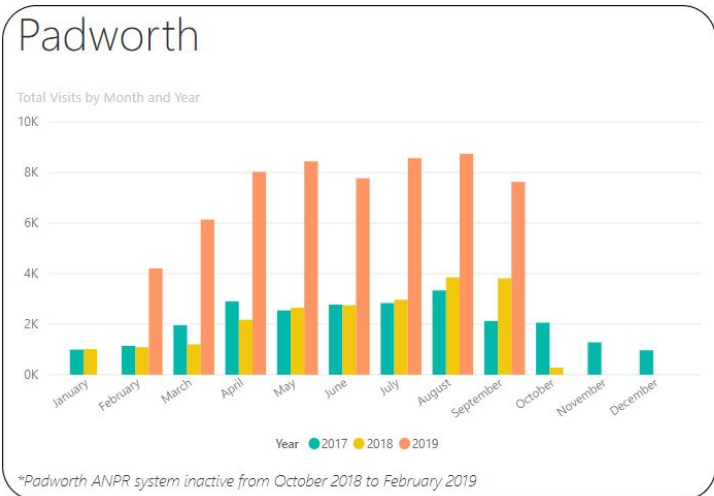
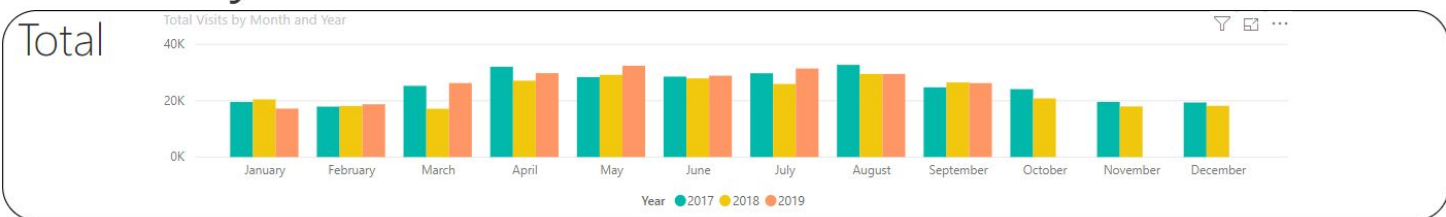
## Summary



## Visits by Month



Data Pop Up



### April trial results

	2017 Visits	2018 Visits	2019 Visits	2017/18 % movement	2018/19 % movement
Padworth HWRC	2904	2175	8030	25% ↓	269% ↑
Newtown HWRC	29149	24952	21770	14% ↓	13% ↓

### May Trial Results

	2017 Visits	2018 Visits	2019 Visits	2017/18 % movement	2018/19 % movement
Padworth HWRC	2545	2651	8446	4% ↑	219% ↑
Newtown HWRC	25855	26553	23997	3% ↑	10% ↓

### June Trial Results

	2017 Visits	2018 Visits	2019 Visits	2017/18 % movement	2018/19 % movement
Padworth HWRC	2773	2754	7775	1% ↓	182% ↑
Newtown HWRC	25801	25189	21123	2% ↓	16% ↓

### July Trial Results

	2017 Visits	2018 Visits	2019 Visits	2017/18 % movement	2018/19 % movement
Padworth HWRC	2834	2968	8573	5% ↑	189% ↑
Newtown HWRC	26926	22988	22871	15% ↓	1% ↓

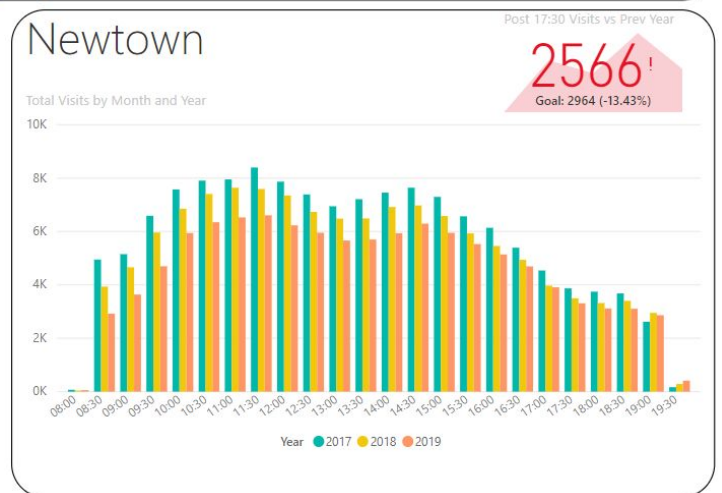
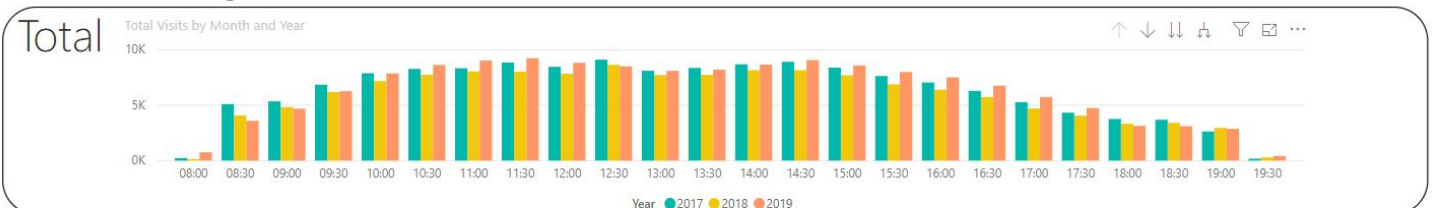
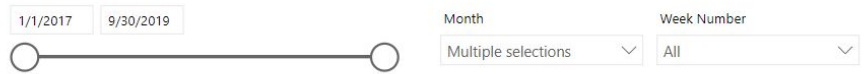
### Aug Trial Results

	2017 Visits	2018 Visits	2019 Visits	2017/18 % movement	2018/19 % movement
Padworth HWRC	3336	3851	8744	15% ↑	127% ↑
Newtown HWRC	29391	25675	20773	12.6% ↓	19% ↓

## Sept Trial Results

	2017 Visits	2018 Visits	2019 Visits	2017/18 % movement	2018/19 % movement
Padworth HWRC	2125	3814	7632	79% ↑	100% ↑
Newtown HWRC	22614	22679	18623	0.29% ↑	17.88% ↓

## Visits by Time



## Visits by Time

Overall across both sites, visits before 9am has decreased since 2017 this is also possibly due to the increased availability through the opening of Padworth.

Since 2017 overall for both HWRCs the data shows a 17.99% reduction in usage before 9am in April to Sept.

Newtown Rd had a reduction in use before 9am of 21% between 2017 and 2018, and a further 26% reduction between 2018 and 2019 in the same period. (Overall reduction of 41.7% between 2017 and 2019)

Usage of the extended summer opening hours at Newtown Road has decreased by 5.9% between 2017 and 2019 and 5.7% between 2018 and 2019, and as can be seen by the above graphs, the usage is significantly less than the core opening hours.

Visits pre-12.30pm now make up 38% of all visits to Padworth HWRC in the period covered by this report.

The impact on usage in the 6 months has been considerable at Padworth and Newtown Road. It could be safely assumed that this impact will only increase as awareness of the change grows.

## 4. Recycling and Tonnage Impact Analysis

### Split of total waste by site, comparison year to year (April to Sept)

Site	2017	2018	2019
Padworth	14.50%	16.50%	27.50%
Newtown	85.50%	83.50%	72.50%

The proportional split of waste arisings has significantly changed, with Padworth being utilised twice as much as previous years. As predicted in the 6 months the utilisation of Padworth has significantly increased and the impact of the trial and general waste acceptance at Padworth is clearly moving tonnage away from Newtown Rd into Padworth.

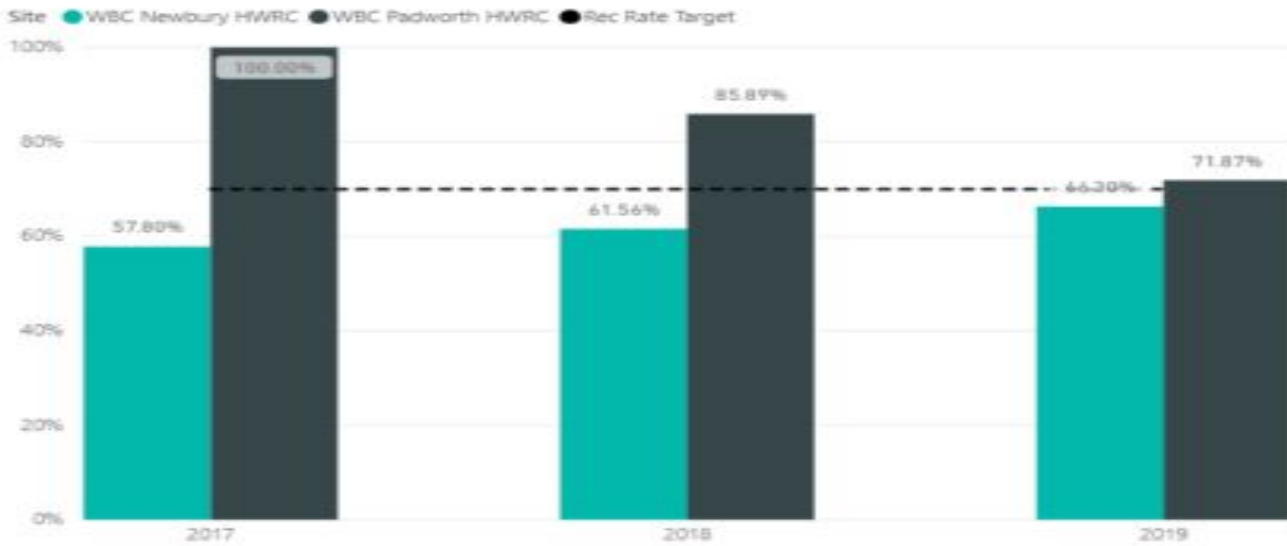
### Actual tonnes delivered to site, comparison year to year (April to Sept)

Site (total tonnes arising)	2017	2018	2019
Padworth	1456	1345	2462
Newtown	8609	6789	6481
Total Waste	10065	8135	8943
Movement compared to previous year		-19.2% ↓	+10.00% ↑



## Recycling Performance, comparison year to year (April to July only)

### Recycling Performance, April to September Only



Recycling performance at Padworth has been altered by the introduction of residual waste acceptance. However, of interest in the above graph is that the recycling rate at Newtown Road shows an upward trend. April to Sept are gardening season but this early indicator is positive that recycling performance is continuing to be prioritised despite the focus on other HWRC changes.

## 5. Conclusion and Recommendations

---

### Conclusions:

The 6 months of the extended hours trial, have shown trends that indicate the impact of the adjusted opening hours is a positive step forward for West Berkshire Council, these trends have remained fairly constant during the whole 6 months of the trial with only slight variation due to bank holidays and weather conditions.

- The proportional utilisation of Padworth compared to Newtown Road has significantly increased
- The recycling rate overall looks to continue to be incrementally improving, therefore the desired improvements in recycling rate looks to not be being negatively impacted
- Total waste delivered to the sites has increased, as has visitor numbers
- The sites are not well used before 9am and usage at this time has continued to decrease despite the increased availability at Padworth. This is likely due to traffic congestion (not site related) particularly in the Newbury area, working hours and lifestyles of residents
- The utilisation of the extended summer opening hours at Newtown Road has decreased although it is yet to be seen how clearly this correlates to the trial. However, the decrease in usage remain significant to the study.

### Recommendations:

- Initially the following suggestions for how the sites are used could now be made,
  - Continue with 'full day' opening at Padworth HWRC after the end of the pilot.
  - Adjust the opening times of both facilities to 9am, but open both until 6pm on a permanent basis.
- Not opening for extended summer hours at Newtown road HWRC on 1st April 2020 as a possible offset to much of the additional cost of extending the Padworth opening hours and instead maintain the proposed 9am - 6pm opening times across both sites permanently.